□ 60 0.72° HB



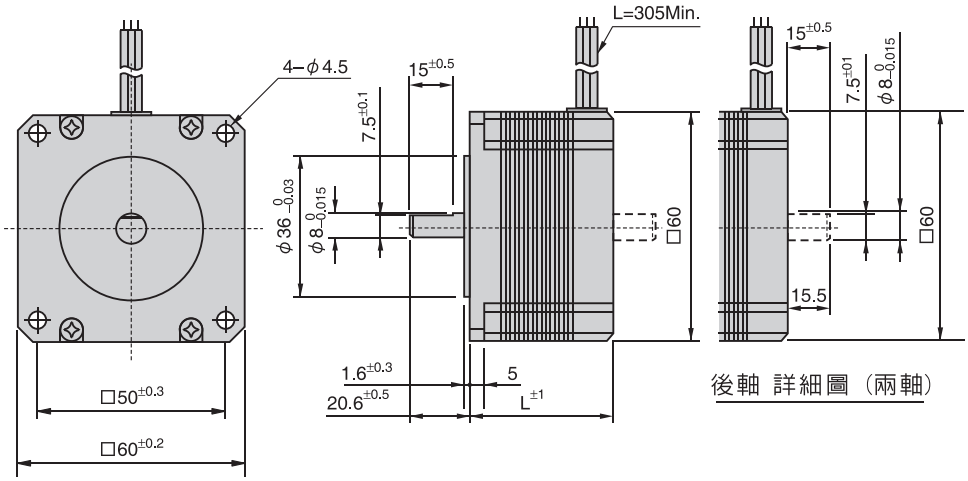

形 式 Type number		額定電壓 Rated Voltage	額定電流 Rated Current	線圈阻抗 Winding Resistance	激磁最大靜止力矩 Holding Torque	馬達長度L Motor Length	轉子慣量 Rotor Inertia	質量 Mass
單 軸 Single Shaft	兩 軸 Double Shaft	V/Phase	A/Phase	Ω/Phase	N-m(kgf · cm)	mm	g · cm²	g
TS3624N1E1	TS3624N21E1	1.95	0.75	2.6	0.45(4.5)	48.5	175	500
TS3624N1E2	TS3624N21E2	1.12	1.4	0.8	0.45(4.5)	48.5	175	500
TS3624N2E3	TS3624N22E3	2.55	0.75	3.4	0.8(8)	56.5	220	700
TS3624N2E4	TS3624N22E4	1.54	1.4	1.1	0.8(8)	56.5	220	700
TS3624N3E5	TS3624N23E5	2.52	1.4	1.8	1.5(15)	86.5	440	1200
TS3624N3E6	TS3624N23E6	1.82	2.8	0.65	1.5(15)	86.5	440	1200

- 使用周圍溫度 ———— -20~+50°C
  Operating temperature range
- 絕緣阻抗 ———— 100MΩ Min(at DC500V)
  Insulation resistance
- 絕緣耐壓 ———— AC500V(1min)
  Dielectric strength
- 軸心平行方向移動量 — 0.075mm Max.at the load 9.8N(1kgf)
  End play
- 軸心垂直方向移動量 — 0.025mm Max.at the load 4.9N(0.5kgf)
  Radial play
- 容許溫度上昇 ———— 80deg Max(Rasistance method)
  Permissible temperature rise

※注 意:馬達表面請保持在90°C以下
※NOTE: Do not allow the surface temperature of the motor case to rise above 90°C during operation.

結線圖
Wiring diagram

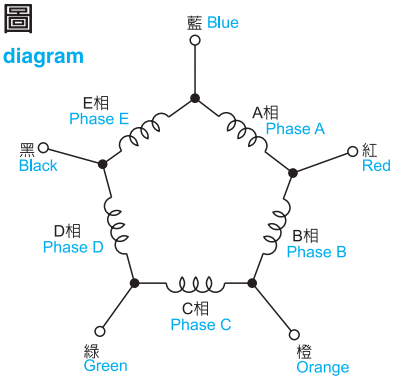

激磁順序 Exciting sequence

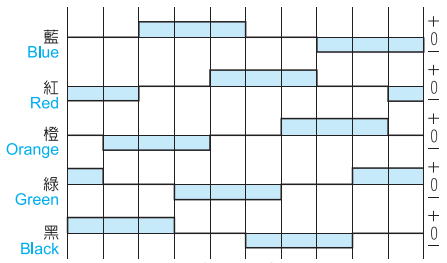

4相激磁方式
4-phase exciting pattern

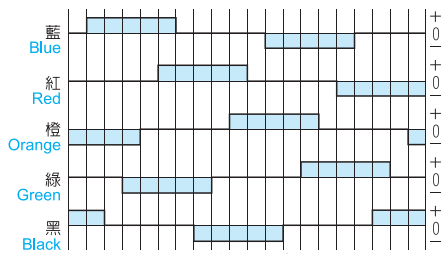

4-5相激磁方式
4-5phase exciting pattern